

COMMONWEALTH OF VIRGINIA
DEPARTMENT OF HEALTH
OFFICE OF THE CHIEF MEDICAL EXAMINER
NORTHERN VIRGINIA DISTRICT
9797 BRADDOCK ROAD
SUITE 100
FAIRFAX, VA 22032-1700
PHONE (703) 764-4640

Resident
Non-resident Washington D.C.
* Jan 15, 1945

**REPORT OF INVESTIGATION BY MEDICAL EXAMINER**

DECEDENT Vincent Walker FOSTER Jr AGE: 48 RACE: Cauc SEX: male
First Name Middle Name Last Name
ADDRESS: 3027 Cambridge Place N.W. M W S D OCCUPATION: Attorney
Number and Street
Washington D.C. 20007 SSN: 429-80-1132 EMPLOYER: Law
City or County Zip Code

TYPE OF DEATH: (Check one only)

Sudden in apparent health Suspicious Violent or Unnatural
Unattended by physician Unusual Means/Weapon x 38 caliber handgun
In prison, jail, or police custody

	Last Seen Alive	Injury or Illness	Death	Medical Examiner Notified	View of Body	Police Notified	If Motor Vehicle Accident Check One of the Following: <input type="checkbox"/> DRIVER <input type="checkbox"/> PASSENGER <input type="checkbox"/> PEDESTRIAN
DATE			JULY 20'93	JULY 20'93	JULY 20'93		
TIME			6:15pm	6:45 pm	7:15 pm		

NOTIFICATION BY: United States Park Police OFFICIAL TITLE Case # 30502
Address 202 619-7105

	LOCATION	CITY OR COUNTY	TYPE OF PREMISES (E.G., HIGHWAY, ETC.)
INJURY OR ONSET OF ILLNESS	<u>George Washington Parkway (Marcey Park)</u>	<u>Fairfax Co.</u>	<u>Park</u>
DEATH	<u>Fairfax Hospital</u>	<u>Fairfax County</u>	<u>Morgue</u>
VIEWING OF BODY BY MEDICAL EXAMINER	<u>Marcey Park (GW Parkway)</u>	<u>Fairfax County</u>	<u>Park</u>

DESCRIPTION OF BODY	NOSE	MOUTH	EARS	RIGOR	LIVOR	NON FATAL WOUND
Clothed <input type="checkbox"/> Unclothed <input type="checkbox"/> Partly Clothed <input type="checkbox"/> Blood _____ Hair Color _____ Beard _____ Mustache _____ Froth _____ Pupils R _____ L _____ Eye Color _____ Other (Sand, dirt, water, etc.) _____ Body Heat _____ Scars, Tattoos, etc. _____				<input type="checkbox"/> Jaw <input type="checkbox"/> Neck <input type="checkbox"/> Arms <input type="checkbox"/> Legs <input type="checkbox"/> Complete	Color _____ Anterior <input type="checkbox"/> Posterior <input type="checkbox"/> Lateral <input type="checkbox"/> Regional _____	<input type="checkbox"/> Abrasion <input type="checkbox"/> Bur <input type="checkbox"/> Contusion <input type="checkbox"/> Sta <input type="checkbox"/> Gunshot <input type="checkbox"/> Inci <input type="checkbox"/> Laceration <input type="checkbox"/> Fra DISTRIBUTION: <input type="checkbox"/> Scalp <input type="checkbox"/> Chest <input type="checkbox"/> <input type="checkbox"/> Neck <input type="checkbox"/> Arms <input type="checkbox"/> <input type="checkbox"/> Abdomen <input type="checkbox"/>

FATAL WOUNDS (GUNSHOT, STAB, ETC.)	SIZE	SHAPE	LOCATION	PLANE, LINE OR DIRECTION

CAUSE OF DEATH: PERFORATING GUNSHOT WOUND MOUTH-HEAD
MANNER OF DEATH: (check one only)
 Accident Suicide Homicide
 Natural Undetermined Pending
AUTOPSY: Yes No
AUTHORIZED BY: ME
Pathologist Dr. Beyer
Autopsy No. 353-93 7-21

I hereby declare that after receiving notice of the death described herein I took charge of the body and made inquiries regarding the cause and manner of death in accordance with the Code of Virginia as amended; and that the information contained herein regarding such death is correct to the best of my knowledge and belief.

July 20, 1993
Date

Fairfax County
City or County of Appointment

[Signature]
Signature of Medical Examiner

1 COPY DESTROYED

NOV 2 1994

NY036666

Dr. C. Beyer
Assistant Chief Medical Examiner

EXHIBIT 2

000046

MEDICAL ATTENTION AND HOSPITAL OR INSTITUTIONAL CARE:

NAME OF PHYSICIAN OR INSTITUTION	ADDRESS	DIAGNOSIS	DATE

CIRCUMSTANCES OF DEATH:

	NAME	Official Title or Relationship to Decedent	ADDRESS
FOUND DEAD BY			
LAST SEEN ALIVE BY			
WITNESSES TO INJURY OR ILLNESS AND DEATH			

NARRATIVE SUMMARY OF CIRCUMSTANCES SURROUNDING DEATH:

JULY 20, 1993 After anonymous call was received at 18:04 hours US Park Police officers found 48 yrs Caucasian male with self-inflicted gunshot wound mouth to neck on a foot path in Marcey Park .His car was parked in the parking lot but no note was found,

MEDICAL HISTORY Unknown

FOR PROFESSIONAL USE ONLY
CONTENTS NOT TO BE DUPLICATED

1 COPY DESTROYED

NOV 2 1994

Toxicology sent: Yes No

Blood

Urine

Other _____

J. C. Bayler
Assistant Chief Medical Examiner

DECEDENT FOSTER, Vincent

Walker, Jr.

EXHIBIT 2

000010

000047

364

EXHIBIT 8

COMMONWEALTH OF VIRGINIA
DEPARTMENT OF HEALTH

OFFICE OF THE CHIEF MEDICAL EXAMINER

NORTHERN VIRGINIA DISTRICT
9797 BRADDOCK ROAD
SUITE 100
FAIRFAX, VA 22032-1700
PHONE (703) 764-4640Autopsy No. 353/93
Date 7/21/93
Time 10:00 A.M.

REPORT OF AUTOPSY

DECEDENT VINCENT FOSTER
First Middle LastAutopsy Authorized by: Dr. Donald Haut - Fairfax CountyAutopsy Identified by: U.S. Park Police Tag - 7/20/93 Persons Present at Autopsy:
James C. Beyer, M.D.; Det. James C. Morrisette, U.S. Park Police

Tor: complete jaw _____ neck _____ arms _____ legs _____
 or: color pale red distribution: posterior
 e 48 Race W Sex M Length 76 1/2 Weight 197 Eyes hazel Pupils: R RRE L RRE
 ir: graying black Mustache no Beard no Circumcised yes Body Heat cool

Nothing, Personal Effects, External wounds, scars, tattoos, other identifying features: See attached sheet.

GROSS PATHOLOGICAL DIAGNOSIS:

CARDIOVASCULAR SYSTEM: Heart, no evidence of hypertrophy, valvular or congenital abnormalities. Epi and endocardium, no evidence of fibrosis or inflammation. Coronary arteries, normal origin and distribution; no significant alteration all segments. Atrium, no evidence of fibrosis, inflammation or infarction. Aorta, minimal atherosclerosis.

RESPIRATORY SYSTEM: Larynx, trachea and bronchi, no evidence of trauma, obstruction or inflammation. Lungs, pulmonary congestion; aspiration or blood. No evidence of embolism or pulmonary artery emboli. Hemidiaphragms intact.

CRANIUM: No evidence of trauma or inflammation.

NECK: No evidence of trauma.

THYROID, ADRENAL AND THYROID GLANDS: No significant alteration.

GI TRACT: No evidence of trauma, hemorrhage or inflammation.

GENITOURINARY TRACT: Kidneys, no evidence of trauma or inflammation. Urinary bladder and ureters, no significant alteration.

WOUNDS: Perforating gunshot wound - entrance in mouth in posterior oropharynx with wound track extending backward and upward with exit from back of head.

FOR PROFESSIONAL USE ONLY
CONTENTS NOT TO BE DUPLICATED

Cause of Death: PERFORATING GUNSHOT WOUND MOUTH - HEAD
 Provisional Report _____
 Final Report

Facts stated herein are true and correct to the best of my knowledge and belief

July 28 1993 NO VA ME OFFICE J.C. Beyer
 Date Signed Place of Autopsy Signature of Pathologist
 James C. Beyer, M.D.

Form No. 10- Revised 6/89

A COPY TESTE: JUL 28 1993
J. C. Beyer

365

GROSS DESCRIPTION

RA, PERITONEUM
 PERICARDIUM: Intact, smooth and glistening.

T: 350 gm. No valvular or congenital abnormalities. Epi and endocardium, thin and transparent. Coronary arteries, normal origin and distribution; right coronary artery predominant; no significant alteration all segments. Right ventricle 3 mm.; left 13 mm. The myocardium is intact and grossly free of any signs of fibrosis, inflammation or infarction. Aorta, minimal arteriosclerosis.

S: Right 870 gm.; left 840 gm. Larynx, trachea and bronchi, intact and free of trauma, obstruction or inflammation. Both lungs are intact and on section there is extensive congestion as well as aspiration of blood. No evidence of inflammation or pulmonary artery emboli. Hemidiaphragms intact.

R: 1640 gm. Capsule is intact and smooth and the free edges are sharp. On section there is no evidence of trauma, fibrosis or nodularity.

BLADDER: No significant alteration.

PEN: 130 gm. Capsule intact.

TESTES, ADRENAL
 THYROID GLANDS: No significant alteration.

STOMACH: Stomach contains a considerable amount of digested food material whose components cannot be identified. No evidence of hemorrhage or inflammation.

SPLEEN: 140 gm. each. The capsules strip with ease to reveal an intact pale smooth surface. No trauma or inflammation.

UTERUS: Wall intact; urine clear.

MAMMARY GLANDS: No significant alteration.

HEAD: 1420 gm. Perforating gunshot wound mouth-head; entrance wound is in the posterior oropharynx at a point approximately 7½" from the top of the head; there is also a defect in the tissues of the soft palate and some of these fragments contain probable powder debris. The wound track in the head continues backward and upward with an entrance wound just left of the foramen magnum with tissue damage to the brain stem and left cerebral hemisphere with an irregular exit scalp and skull defect near the midline in the occipital region. No metallic fragments recovered.

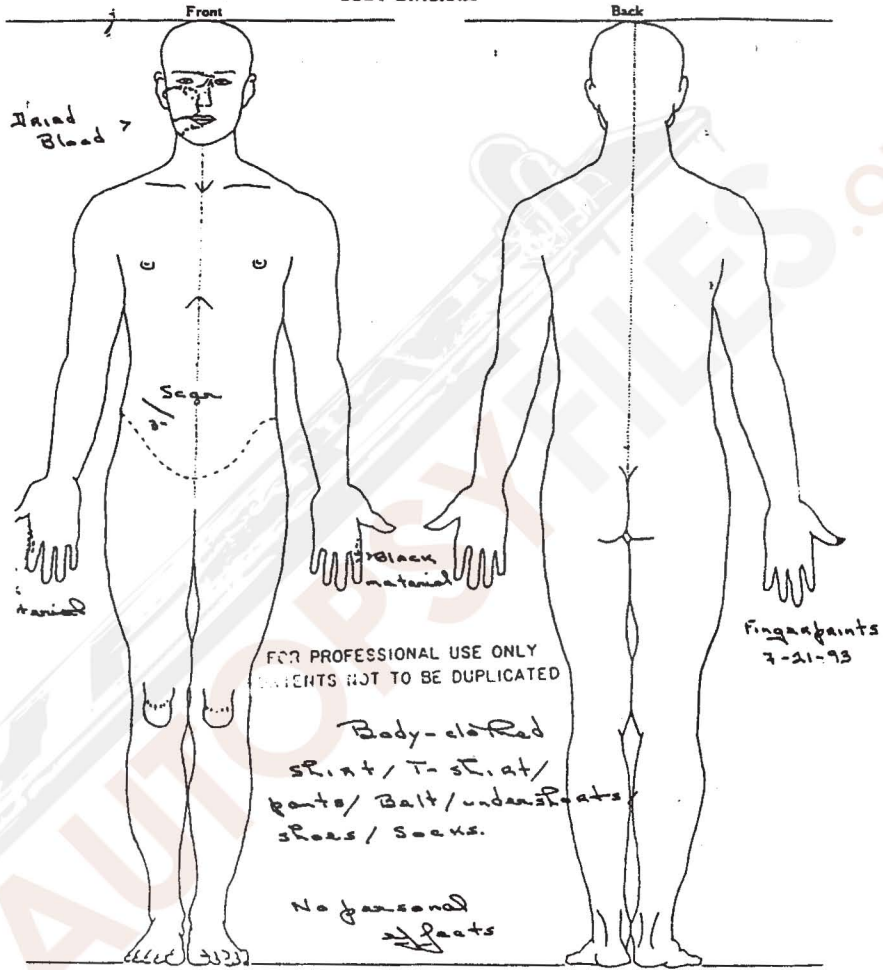
MICROSCOPIC: Section of lung reveals alveolar filling by red blood cells; in the liver 3 to 4% of liver cells contain fat vacuoles. Sections of soft palate positive for powder debris.

FOR PROFESSIONAL USE ONLY
 CONTENTS NOT TO BE DUPLICATED

OTHER LABORATORY PROCEDURES: TOXICOLOGY BACTERIOLOGY DENTAL CHART X-RAY FINGERPRINT
 PHOTOGRAPHY SEROLOGY FORENSIC SCIENCE

366

BODY DIAGRAM



FOR PROFESSIONAL USE ONLY
CONTENTS NOT TO BE DUPLICATED

Body-clothed
shirt / T-shirt /
pants / Belt / undershorts
shoes / socks.

No personal
effects

Decedent's
Height 76 1/2 inches

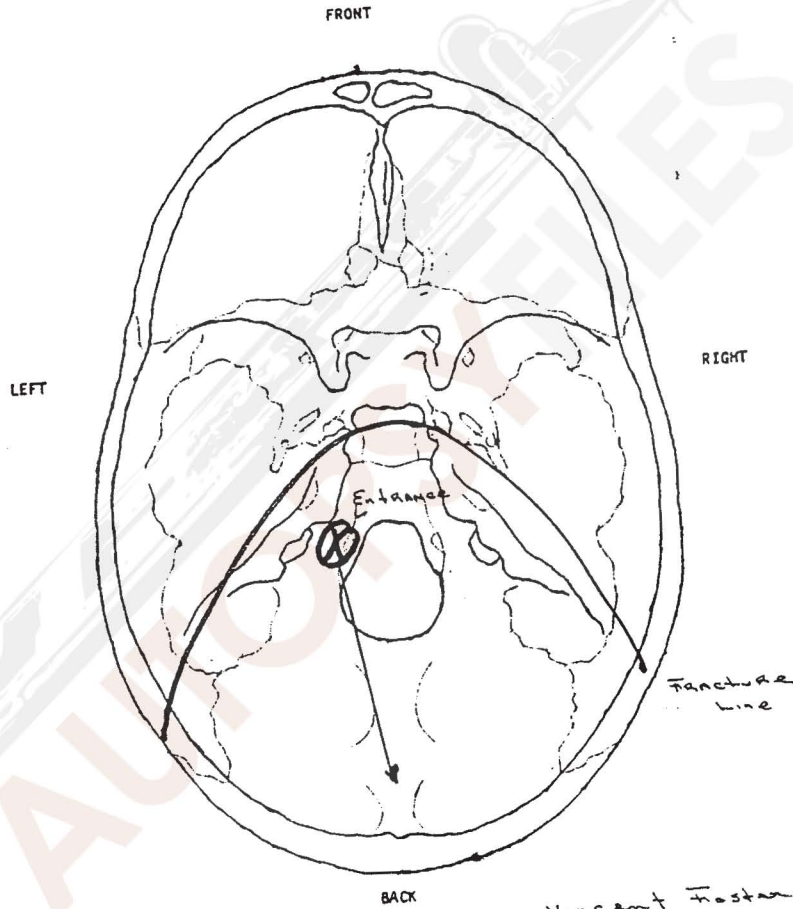
Name Vincent Foster

Examined
By P.O. Plazan Date 7-21-93

367

with plate

FOR PROFESSIONAL USE ONLY
CONTENTS NOT TO BE DUPLICATED



Vincent Foster

D. C. Bayer
7-21-93

368

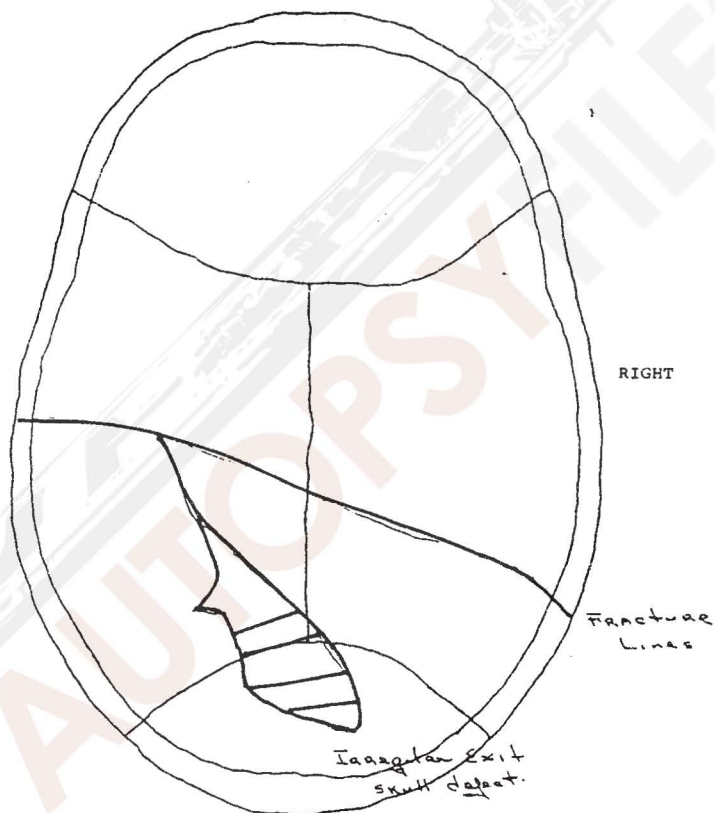
cont
8/1/93

FRONT

FOR PROFESSIONAL USE ONLY
RENTS NOT TO BE DUPLICATED

LEFT

RIGHT



BACK

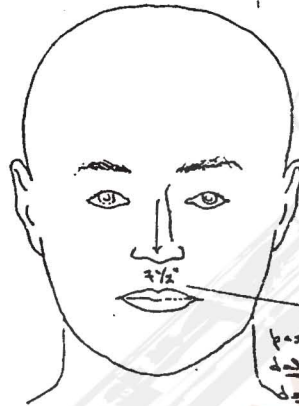
Vicent Foster

26
D. Bayer 7-21-93

369

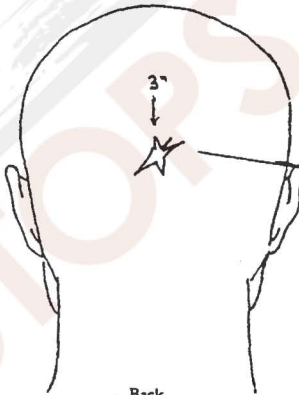
cut
11/1/93

BODY DIAGRAM—HEAD



Front

Entrance - mouth -
posterior one half pharynx - large
defect - soft palate
defect / powder debris
identified.



Back

Penetrating
Gunshot wound

Exit wound -
Irregular wound
1 1/4 x 1"

FOR PROFESSIONAL USE ONLY
CONTENTS NOT TO BE DUPLICATED

Decedent's Name Vincent Foster

Examined

By J. P. Ryan Date 7-21-93

370

City of
Date

GUNSHOT WOUND CHART

Name Vincent Foster City or County Tulsa

		WOUND NO.																
		1		2		3		4		5		6						
		Ent.	Ex.	Ent.	Ex.	Ent.	Ex.	Ent.	Ex.	Ent.	Ex.	Ent.	Ex.					
1. Location of wound:	Head	mouth	Open															
	Neck																	
	Chest																	
	Abdomen																	
	Back																	
	Right Arm <																	
	Left Arm <																	
	Right Leg <																	
	Left Leg <																	
	2. Size of wound:	Diam.																
Width																		
Length			1/4															
3. Inches from wound to:	Top of head	2 1/2	3															
	Right of midline																	
	Left of midline																	
4. Powder burns:	On skin	Present																
	Clothing																	
	Absent																	
5. Direction of bullet through body:	Backward		✓															
	Forward																	
	Downward																	
	Upward		✓															
6. Bullet found:	To right																	
	To left																	
Calibre																		
Shotgun																		

Photographs made: Yes No X-rays made: Yes No

MARKS: FOR PROFESSIONAL USE ONLY CONTENTS NOT TO BE DUPLICATED

Examined by: W. C. Turner

Date: 7-21-93

371



Commonwealth of Virginia
Department of General Services
DIVISION OF FORENSIC SCIENCE

CERTIFICATE OF ANALYSIS

July 26, 1993

ORIGINAL
JUL 1993
Received
Northern Laboratory
9797 Braddock Road #200
Fairfax, Virginia 22032
Tel. No. (703) 764-4600
Fax: (703) 764-4633
TDD/Voice: (804) 786-6152

TO: DR JAMES C BEYER
OFFICE OF THE CHIEF MEDICAL EXAMINER
NORTHERN VIRGINIA DISTRICT
9797 BRADDOCK ROAD # 100
FAIRFAX VA 22032

cc: Dr. Haut

our Case # 93-353

FS Lab # NL93-4271

Victim(s): FOSTER, Vincent

Specimen(s): - - -

FOR PROFESSIONAL USE ONLY
CONTENTS NOT TO BE DUPLICATED

Evidence Submitted By: Dr. J. C. Beyer

Date Received: 7/21/93

All evidence had been sealed upon receipt.

1 vial blood, 1 vial vitreous humor, 1 container blood,
1 container urine, 1 container liver.

RESULTS:

ALCOHOL, VITREOUS HUMOR AND URINE: Negative for alcohols and ketones.

DRUGS: - Phencyclidine, Morphine, Cocaine and Benzoyllecgonine: NOT DETECTED.

- Other alkaline extractable drugs (benzodiazepines, synthetic narcotics,
tricyclic antidepressants and analgesics): NOT DETECTED.

- Acidic and neutral drugs (salicylates, barbiturates, hydantoins, carbamates
and glutethimide): NOT DETECTED.

DRUG SCREEN: - Drug screen (salicylates, phenothiazines and ethchlorvynol): NOT DETECTED.

TESTS:

I certify that I performed the above analysis or examination as an employee of the Division of Forensic Science and that
above is an accurate record of the results of that analysis or examination.

Anh N. Huynh, Pharm.D.
Toxicologist

/ps

A COPY TESTED: JUL 29 1993

J. C. Beyer
Assistant Chief Medical Examiner